



National Science Foundation **GRANTS CONFERENCE**

Arlington, VA ♦ November 2-3, 2015
Hosted by Georgetown University



GEORGETOWN UNIVERSITY

Introduction and NSF Overview



Speaker

Martha Rubenstein

Chief Financial Officer and Head, Office of Budget,
Finance & Award Management



Ask Early, Ask Often!

3



National Science Foundation
GRANTS CONFERENCE



Topics Covered

- **Origins of NSF**
- **NSF Organization**
- **NSF Budget in the Federal Context**
- **NSF Fiscal Year 2016 Budget**
- **Funding Trends**
- **Key Documents**
- **Questions**



Origins of NSF



- **“The Government should accept new responsibilities for promoting the flow of scientific knowledge and the development of scientific talent in our youth.”**
 - **Science - The Endless Frontier, 1945**
- **1947: Congress Approves, Truman Vetoes**
- **1950: Compromise Bill Approved & Signed by Truman**



NSF Act of 1950

- “To promote the progress of science...”
- NSB (24) and 1 Director, appointed by the President
- Encourage & develop a national policy for the promotion of basic research and education in the math, physical, medical, biological, engineering and other sciences
- Initiate & support basic scientific research in the sciences
- Evaluate the science research programs undertaken by agencies of the Federal government
- Provide information for S&E policy formation

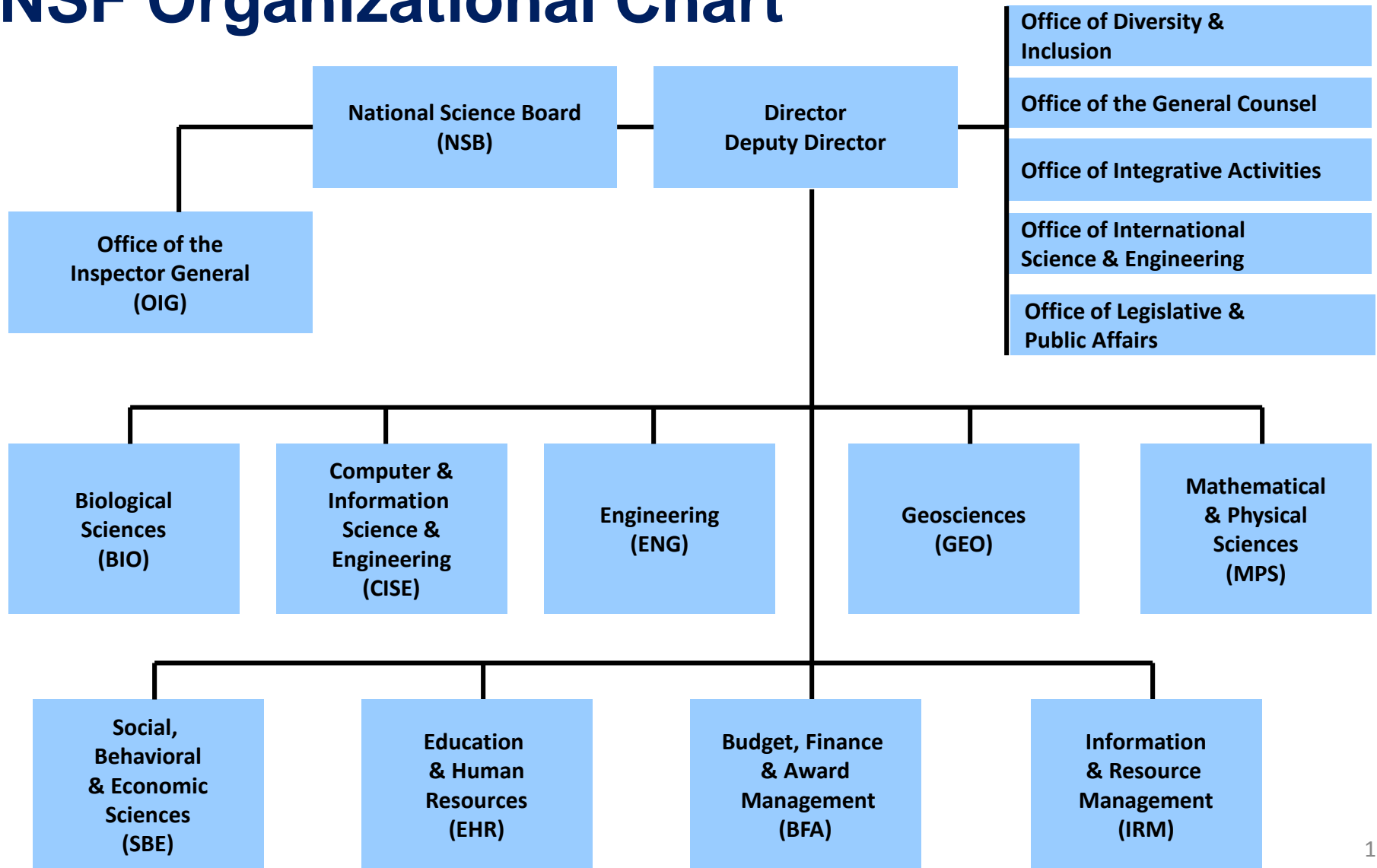


NSF in a Nutshell

- **Independent Agency**
- **Supports basic research & education**
- **Uses grant mechanism**
- **Low overhead; highly automated**
- **Discipline-based structure**
- **Cross-disciplinary mechanisms**
- **Use of Rotators/IPAs**
- **National Science Board**

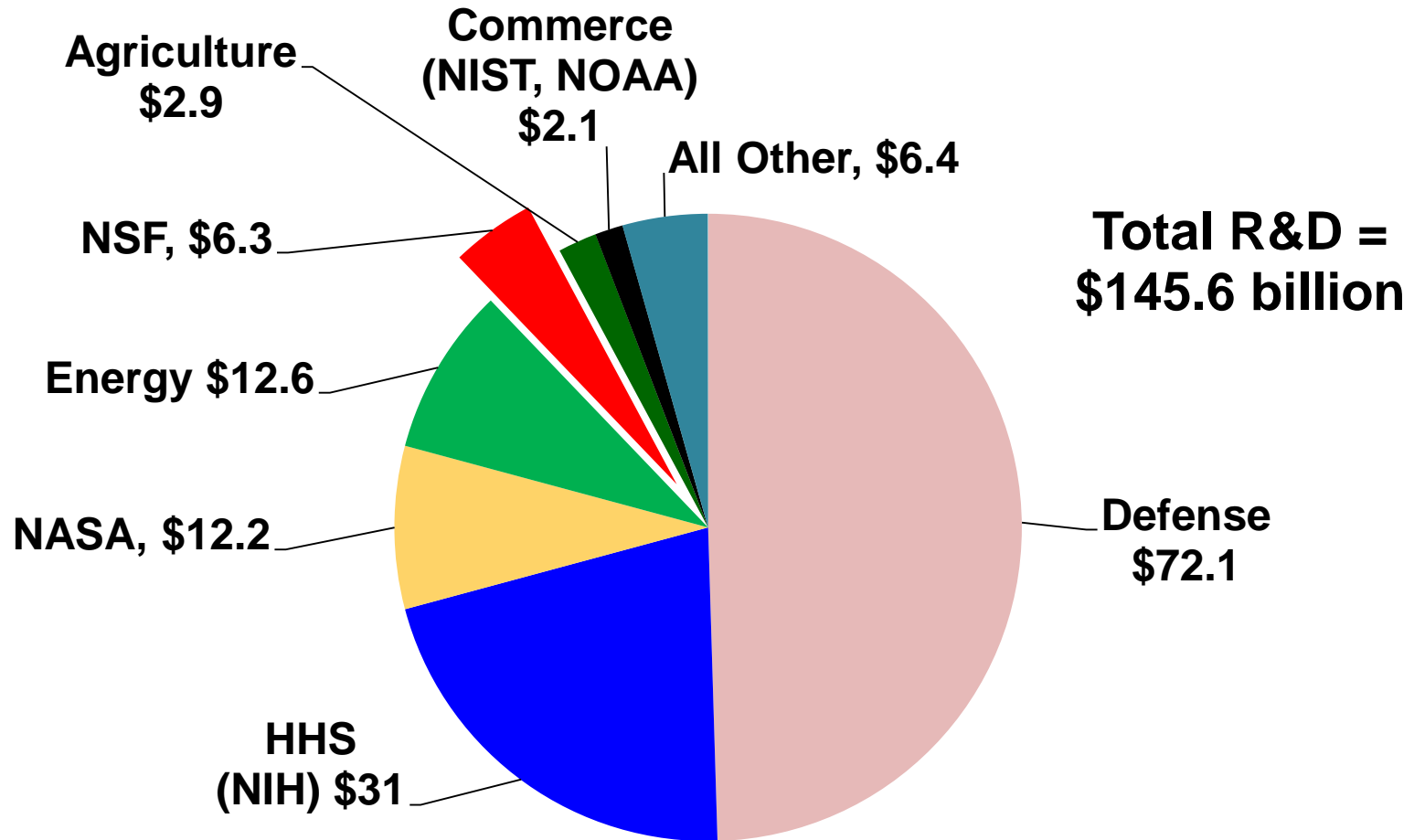


NSF Organizational Chart



FY 2016 Request: Total R&D by Agency

Budget Authority in Billions of Dollars



The Big Picture



FY 2016 Budget Request

Total: \$7.72 billion

Increase: \$379.34 million

5.2% over FY 2015



FY 2016 Budget Request

NSF Budget by Appropriation (\$ in millions)

	FY 2016 Request	Change over FY 2015	
		Amount	Percent
Research & Related Activities	\$6,186.30	\$252.66	4.3%
Education & Human Resources	962.57	96.57	11.2%
Major Research Equipment & Facilities Construction	200.31	-0.45	-0.2%
Agency Operations & Award Management	354.84	29.84	9.2%
National Science Board	4.37	*	*
Office of Inspector General	15.16	0.73	5.1%
Total NSF	\$7,723.55	\$379.34	5.2%

Totals may not add due to rounding.

* Denotes <\$500,000.



National Science Foundation
GRANTS CONFERENCE



National Science Foundation

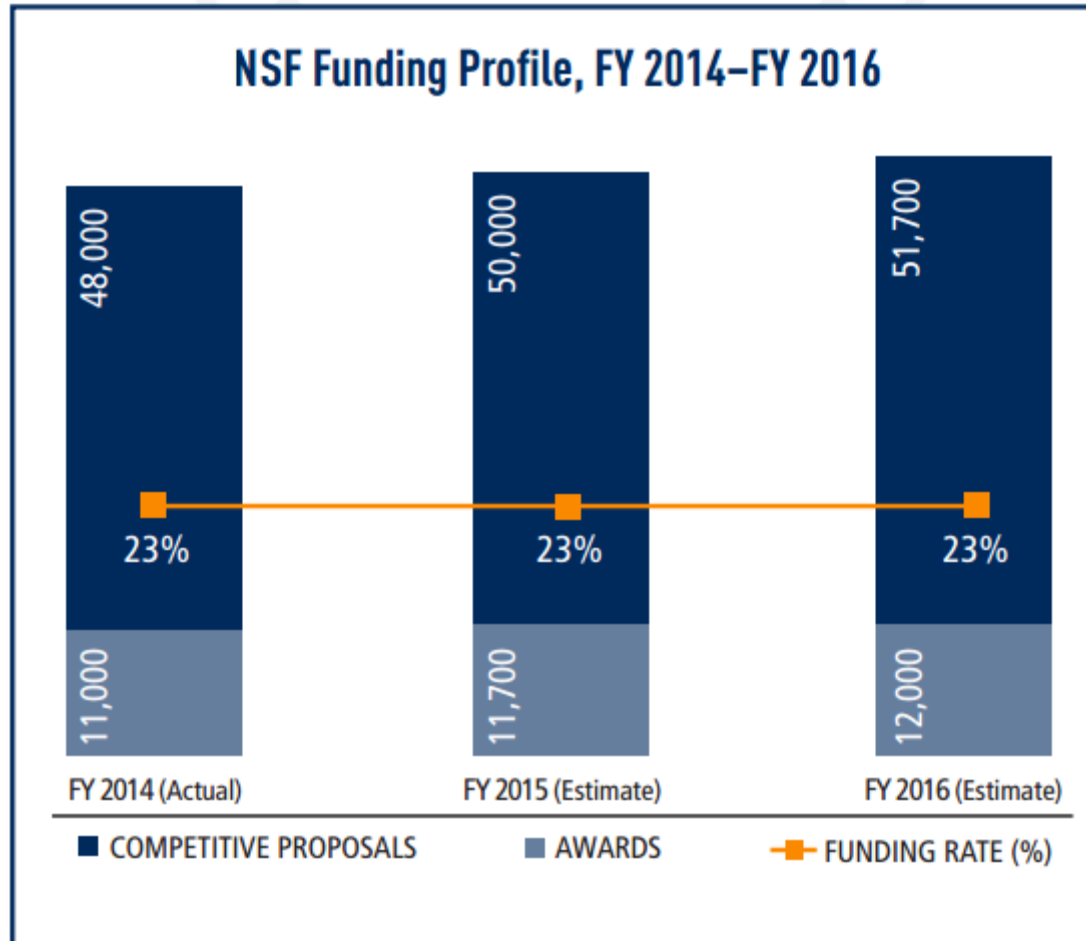
FY 2016 Request to Congress versus House and Senate Marks

(Dollars in Millions)

NSF by Account	FY 2015 Enacted	FY 2016 Request	FY 2016 House Mark	FY 2016 Senate Mark	FY 2016 House Mark over:				FY 2016 Senate Mark over:			
					FY 2015		FY 2016		FY 2015		FY 2016	
					Amt	Pct	Amt	Pct	Amt	Pct	Amt	Pct
Research & Related Activities	\$5,933.65	\$6,186.30	\$5,983.65	\$5,933.65	\$50.00	0.8%	-\$202.66	-3.3%	-	-	-\$252.66	-4.1%
Education & Human Resources	866.00	962.57	866.00	866.00	-	-	-96.57	-10.0%	-	-	-96.57	-10.0%
Major Research Equipment and Facilities Construction	200.76	200.31	200.03	200.31	-0.73	-0.4%	-0.28	-0.1%	-0.45	-0.2%	0.00	-
Agency Operations and Award Management	325.00	354.84	325.00	325.00	-	-	-29.84	-8.4%	-	-	-29.84	-8.4%
National Science Board	4.37	4.37	4.37	4.37	-	-	-	-	-	-	-	-
Office of Inspector General	14.43	15.16	15.16	14.45	0.73	5.1%	-	-	0.02	0.1%	-\$0.71	-4.7%
Total, NSF	\$7,344.21	\$7,723.55	\$7,394.21	\$7,343.78	\$50.00	0.7%	-\$329.35	-4.3%	-\$0.43	-0.0%	-\$379.78	-4.9%

Totals may not add due to rounding.

NSF Funding Profile, FY 2014 - 2016



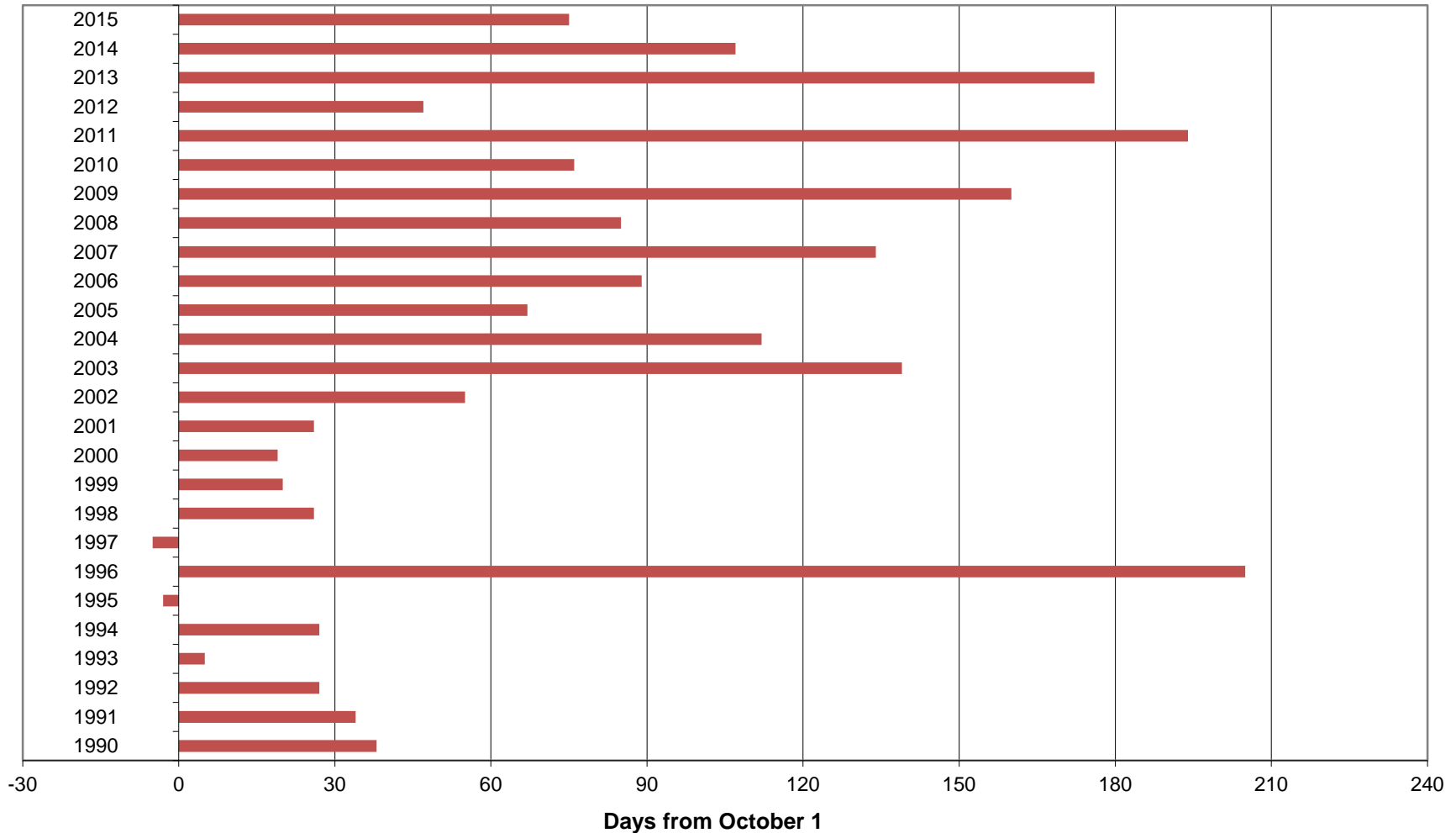
What To Watch

- FY 2016 Congressional Action
 - 2-year bipartisan budget deal
 - Appropriations – currently under continuing resolution until December 11th
 - Reauthorization
- New Speaker of the House
- FY 2017 Budget Request to Congress on February 1, 2016

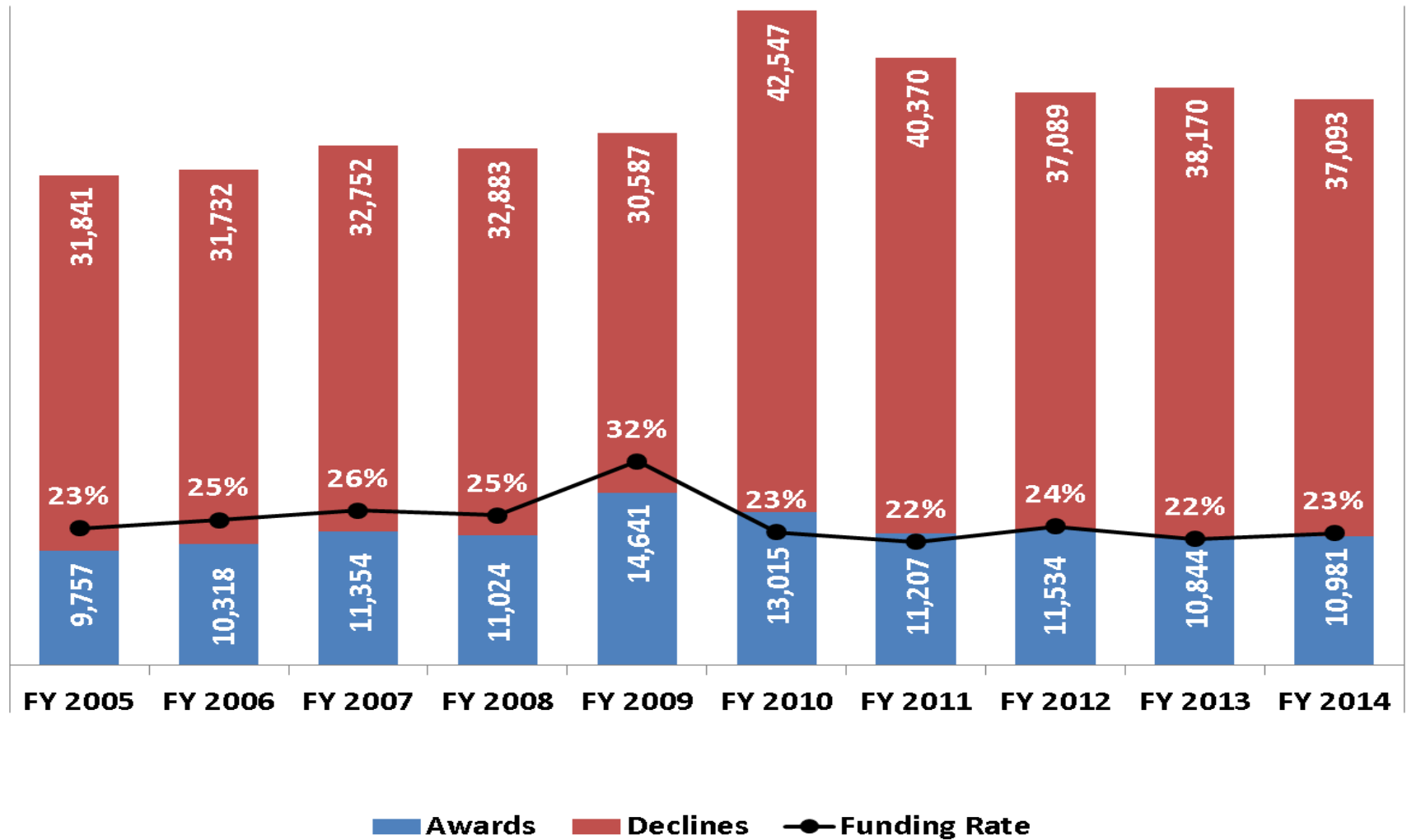


Appropriations Drift - 1990 to 2015

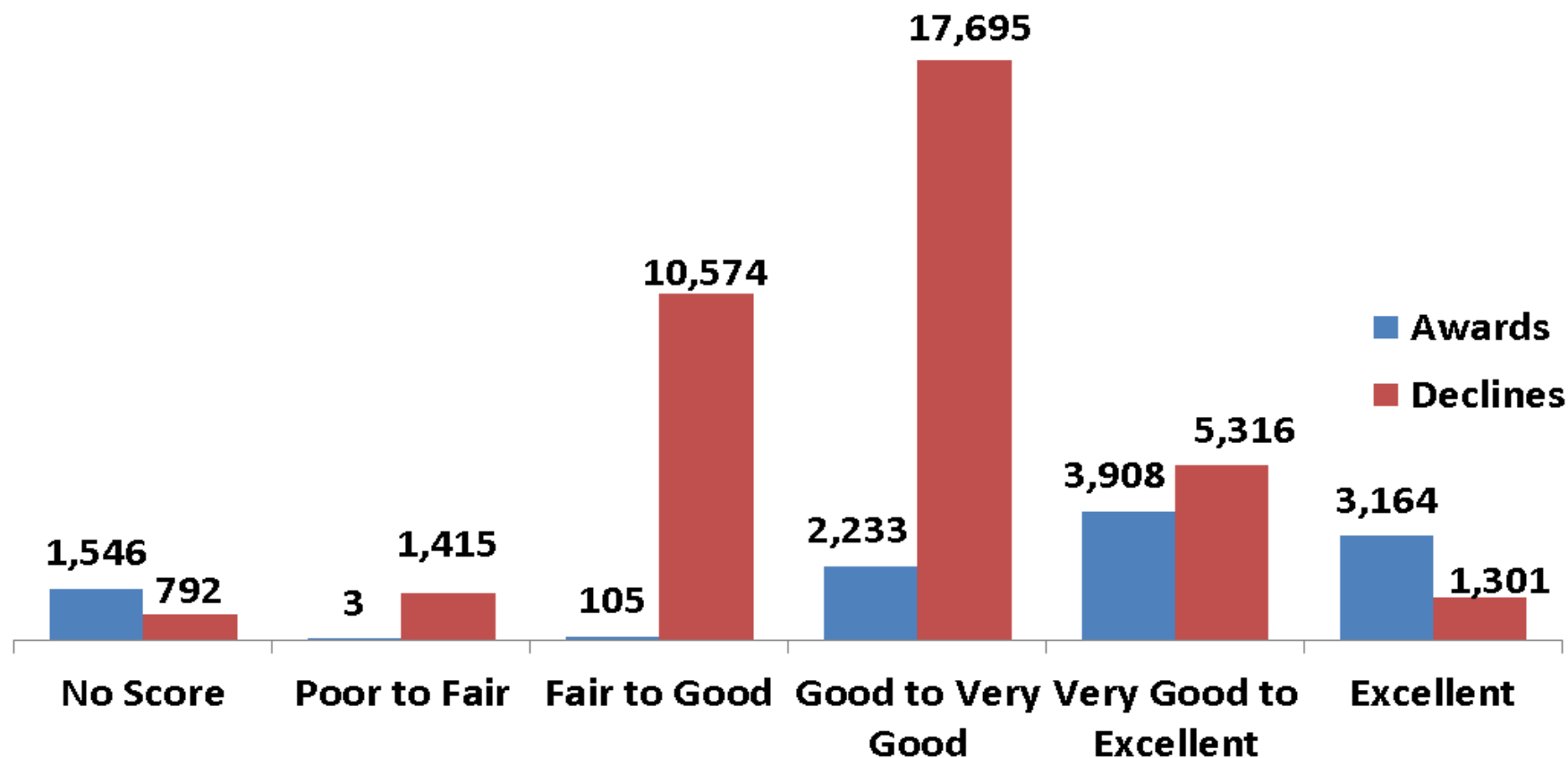
NSF Appropriations Dates versus Start of Federal Fiscal Year Oct. 1



NSF Competitive Awards, Declines & Funding Rates



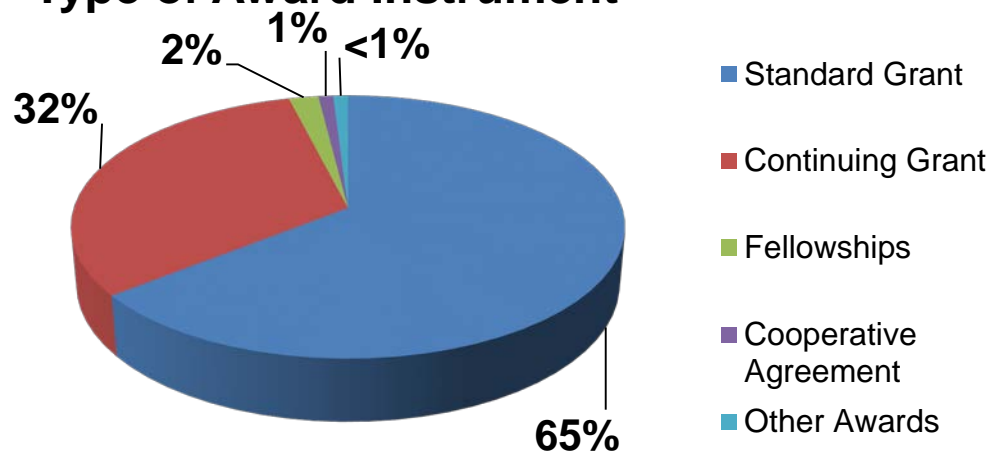
Distribution by Average Reviewer Ratings for Awards and Declines, FY 2014



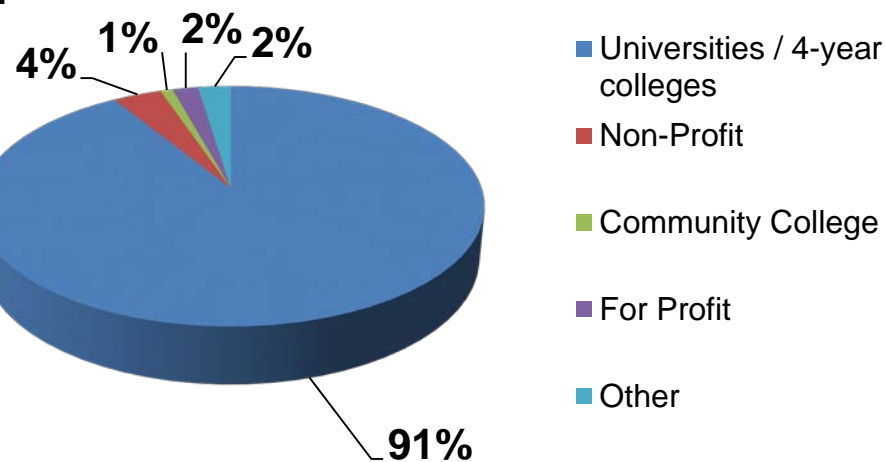
NSF Award Portfolio

- \$27.8 billion in total award funding
- 42,125 active awards
 - Standard and continuing grants
 - Cooperative agreements
 - Graduate research fellowships
 - Other awards
- Awardee Institution Types
 - Universities / 4-year colleges
 - Non-profit organizations
 - For-profit organizations
 - Community colleges
 - Other awardees

Type of Award Instrument



Type of Awardee Institution



Conference Award Portfolio

- Georgetown University
 - 59 active awards totaling \$21.6 million
 - 445 lifetime awards totaling \$90.8 million
- Conference Attendees
 - 139 of 147 organizations registered have 16,527 active awards totaling \$10.8 billion
 - 142,265 lifetime awards totaling \$50.3 billion



Key Documents

- **Proposal & Award Policies & Procedures Guide**

www.nsf.gov/publications/pub_summ.jsp?ods_key=papp

- **Fiscal Year 2016 Budget Request**

www.nsf.gov/about/budget/fy2016/index.jsp

- **NSF Strategic Plan for Fiscal Years 2014-2018**

www.nsf.gov/publications/pub_summ.jsp?ods_key=nsf14043

- **NSB Report on Merit Review**

www.nsf.gov/nsb/publications/pub_summ.jsp?ods_key=nsb1333



For More Information

Ask Early, Ask Often!

[nsf.gov/staff](https://www.nsf.gov/staff)

[nsf.gov/staff/orglist.jsp](https://www.nsf.gov/staff/orglist.jsp)

[nsf.gov/about/career_opps/rotators/index.jsp](https://www.nsf.gov/about/career_opps/rotators/index.jsp)

21



National Science Foundation
GRANTS CONFERENCE

